

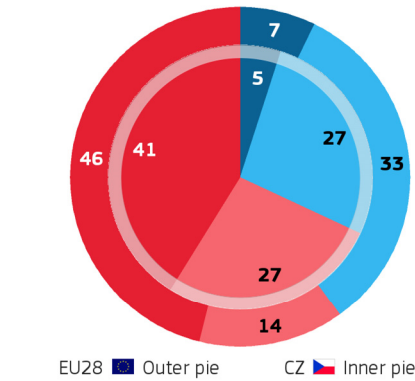
28.031 interviews
02 > 11 / 12 / 2017

1.023 interviews
02 > 11 / 12 / 2017

Methodology: face-to-face

1. FREQUENCY OF EXERCISE OR PLAYING SPORT

QB1 How often do you exercise or play sport?
(%)



EU28 Outer pie CZ Inner pie

	EU28		CZ	
	EB88.4	EB88.4-EB80.2	EB88.4	EB88.4-EB80.2
Regularly	7	-1	5	=
With some regularity	33	=	27	-4
Seldom	14	-3	27	-2
Never	46	+4	41	+6
Don't know	0	=	0	=

Evolution 12/2017 (EB88.4) - 11-12/2013 (EB80.2)

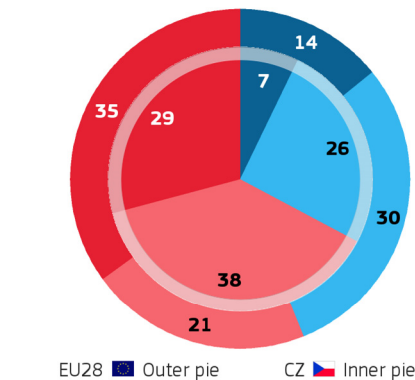
QB1 How often do you exercise or play sport?
(%)

Never or seldom	EU28	CZ
TOTAL	60	68
Gender		
Men	56	66
Women	64	70
Gender * Age		
Men 15-24	29	38
Men 25-39	49	57
Men 40-54	59	67
Men 55+	70	83
Women 15-24	47	56
Women 25-39	59	56
Women 40-54	64	69
Women 55+	72	81
Respondent occupation scale		
Self-employed	54	62
Managers	46	56
Other white collars	56	61
Manual workers	65	78
House persons	77	66
Unemployed	63	69
Retired	72	82
Students	27	43

Socio-demographic breakdown

2. FREQUENCY OF ENGAGING IN PHYSICAL ACTIVITY OUTSIDE SPORT

QB2 And how often do you engage in other physical activity such as cycling from one place to another, dancing, gardening, etc?
(%)



EU28 Outer pie CZ Inner pie

	EU28		CZ	
	EB88.4	EB88.4-EB80.2	EB88.4	EB88.4-EB80.2
Regularly	14	-1	7	-4
With some regularity	30	-3	26	-8
Seldom	21	-1	38	+2
Never	35	+5	29	+10
Don't know	0	=	0	=

Evolution 12/2017 (EB88.4) - 11-12/2013 (EB80.2)

QB2 And how often do you engage in other physical activity such as cycling from one place to another, dancing, gardening, etc?
(%)

Never or seldom	EU28	CZ
TOTAL	56	67
Gender		
Men	53	65
Women	59	69
Gender * Age		
Men 15-24	43	65
Men 25-39	52	65
Men 40-54	55	68
Men 55+	56	63
Women 15-24	53	69
Women 25-39	59	67
Women 40-54	56	71
Women 55+	63	69
Respondent occupation scale		
Self-employed	51	64
Managers	46	57
Other white collars	58	69
Manual workers	57	69
House persons	69	69
Unemployed	59	66
Retired	61	68
Students	44	67

Socio-demographic breakdown

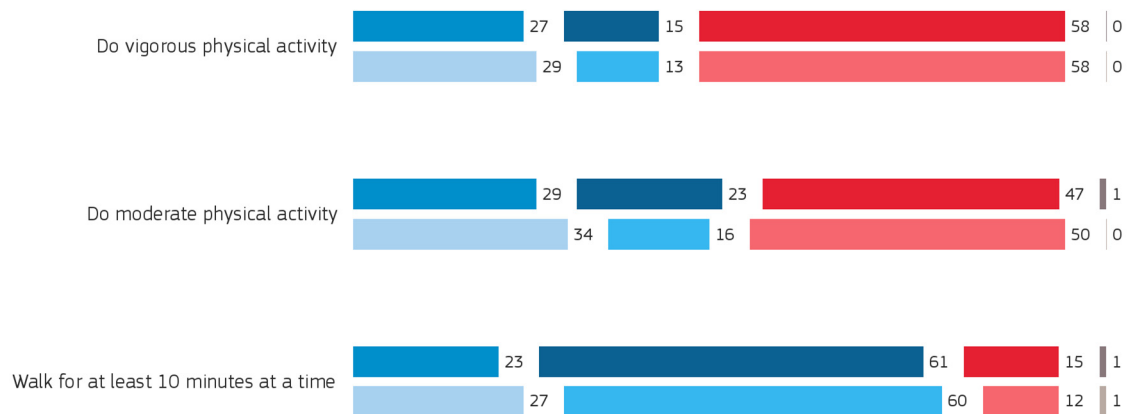
28.031 interviews
02 > 11 / 12 / 2017

1.023 interviews
02 > 11 / 12 / 2017

Methodology: face-to-face

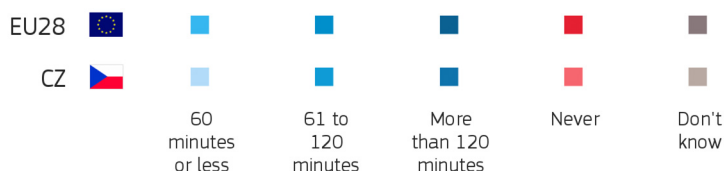
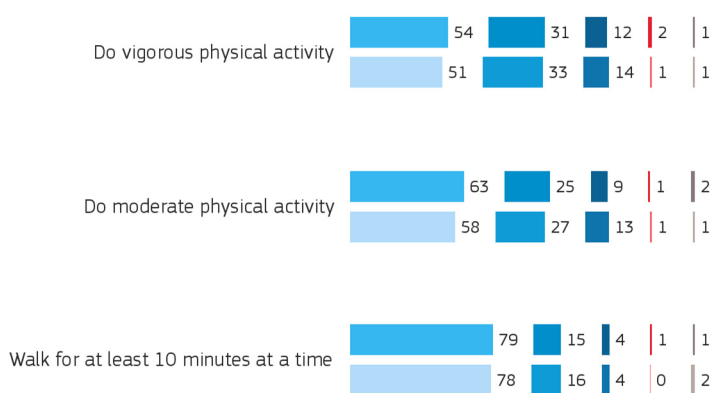
3. LEVELS OF ENGAGEMENT IN PHYSICAL ACTIVITY

QB3aQB4aQB5a In the last 7 days, on how many days did you...?
(%)

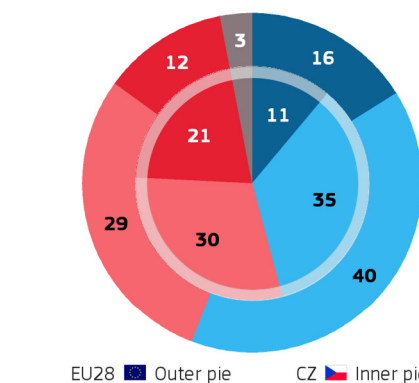


4. TIME SPENT DOING PHYSICAL ACTIVITY AND SITTING

QB3bQB4bQB5b In general, on days when you ..., how much time do you spend at it?
(%)



QB6 How much time do you spend sitting on a usual day? This may include time spent at a desk, visiting friends, studying or watching television.
(%)



	EU28		CZ	
	EB88.4	EB88.4-EB80.2	EB88.4	EB88.4-EB80.2
2h30min or less	16	- 1	11	- 1
2h31min to 5h30min	40	- 3	35	- 5
5h31min to 8h30min	29	+ 3	30	+ 3
8h31min or more	12	+ 1	21	+ 1
Don't know	3	=	3	+ 2

Evolution 12/2017 (EB88.4) - 11-12/2013 (EB80.2)

Base: respondents who did at least 1 day of activity in the last week

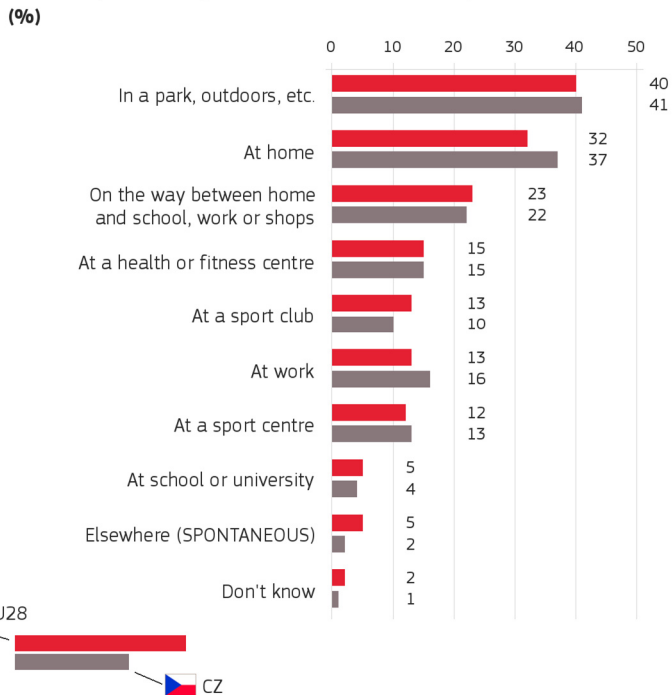
28.031 interviews
02 > 11 / 12 / 2017

1.023 interviews
02 > 11 / 12 / 2017

Methodology: face-to-face

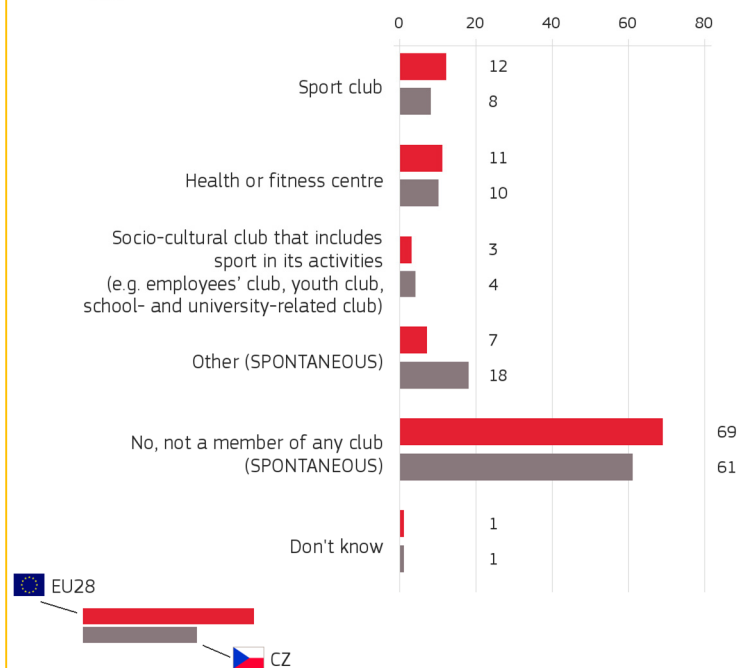
5. SETTINGS WHERE CITIZENS ENGAGE IN SPORT OR OTHER PHYSICAL ACTIVITY

QB7 Earlier you said you engage in sport or another physical activity, vigorous or not. Where do you do this? (MULTIPLE ANSWERS POSSIBLE)



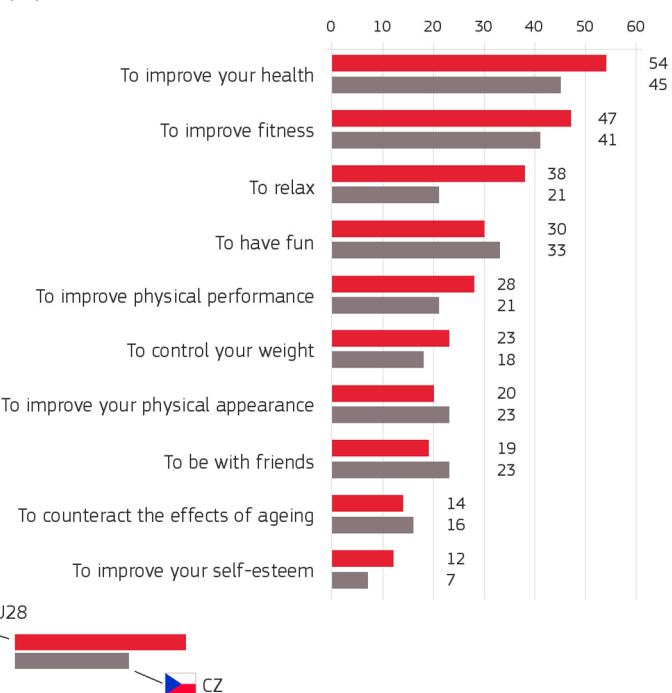
Base: respondents who exercise, play sport or engage in other physical activity

QB10 Are you a member of any of the following clubs where you participate in sport or recreational physical activity? (MULTIPLE ANSWERS POSSIBLE)



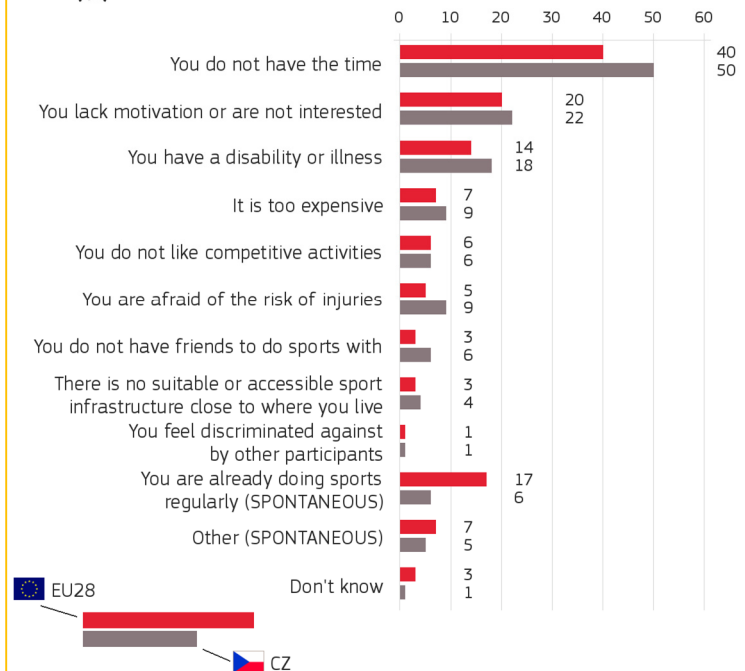
6. MOTIVATORS AND BARRIERS TO SPORT PARTICIPATION

QB8 Why do you engage in sport or physical activity? (MULTIPLE ANSWERS POSSIBLE)



Answers obtaining more than 10% at EU level
Base: respondents who exercise, play sport or engage in other physical activity

QB9 What are the main reasons currently preventing you from practising sport more regularly? (MULTIPLE ANSWERS POSSIBLE)



28.031 interviews
02 > 11 / 12 / 2017

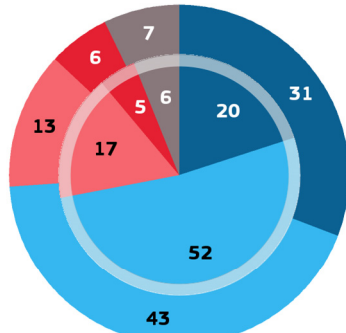
1.023 interviews
02 > 11 / 12 / 2017

Methodology: face-to-face

7. AVAILABLE SUPPORT FOR SPORT PARTICIPATION IN CITIZENS' LOCAL AREA

QB11.1 To what extent do you agree or disagree with the following statements about sport and physical activity?

The area where you live offers you many opportunities to be physically active (%)



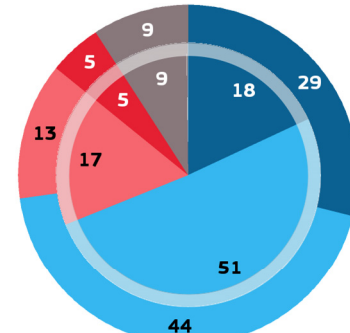
EU28 Outer pie CZ Inner pie

	EU28		CZ	
	EB88.4	EB88.4-EB80.2	EB88.4	EB88.4-EB80.2
Totally agree	31	- 8	20	- 4
Tend to agree	43	+ 6	52	+ 3
Tend to disagree	13	=	17	- 2
Totally disagree	6	- 1	5	+ 1
Don't know	7	+ 3	6	+ 2

Evolution 12/2017 (EB88.4) - 11-12/2013 (EB80.2)

QB11.2 To what extent do you agree or disagree with the following statements about sport and physical activity?

Local sport clubs and other local providers offer many opportunities to be physically active (%)



EU28 Outer pie CZ Inner pie

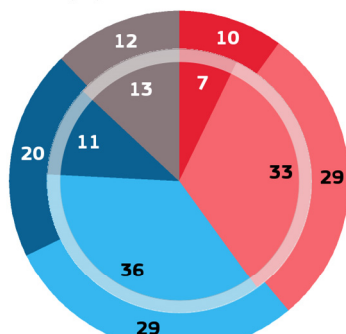
	EU28		CZ	
	EB88.4	EB88.4-EB80.2	EB88.4	EB88.4-EB80.2
Totally agree	29	- 7	18	- 5
Tend to agree	44	+ 6	51	+ 5
Tend to disagree	13	+ 1	17	- 4
Totally disagree	5	- 2	5	=
Don't know	9	+ 2	9	+ 4

Evolution 12/2017 (EB88.4) - 11-12/2013 (EB80.2)

8. SUPPORTING THE COMMUNITY THROUGH SPORT ACTIVITIES

QB11.3 To what extent do you agree or disagree with the following statements about sport and physical activity?

Your local authority does not do enough for its citizens in relation to physical activities (%)

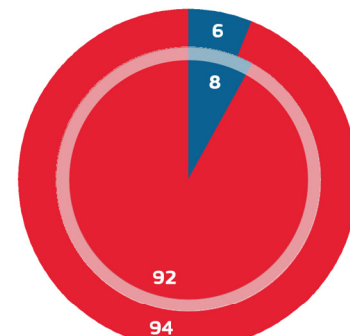


EU28 Outer pie CZ Inner pie

	EU28		CZ	
	EB88.4	EB88.4-EB80.2	EB88.4	EB88.4-EB80.2
Totally agree	10	- 3	7	- 2
Tend to agree	29	+ 3	33	- 2
Tend to disagree	29	- 3	36	=
Totally disagree	20	=	11	- 1
Don't know	12	+ 3	13	+ 5

Evolution 12/2017 (EB88.4) - 11-12/2013 (EB80.2)

QB12 Do you engage in voluntary work that supports sporting activities? (%)



EU28 Outer pie CZ Inner pie

	EU28		CZ	
	EB88.4	EB88.4-EB80.2	EB88.4	EB88.4-EB80.2
Yes	6	- 1	8	- 2
No	94	+ 1	92	+ 2
Don't know	0	=	0	=

Evolution 12/2017 (EB88.4) - 11-12/2013 (EB80.2)